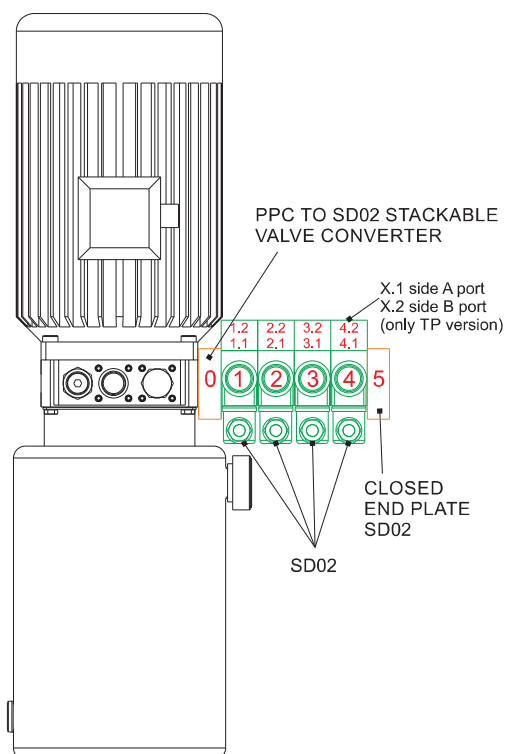
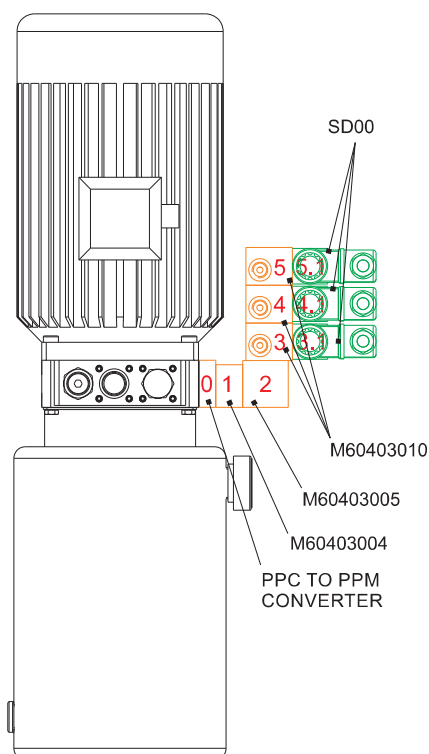


EXTERNAL MANIFOLDS & VALVE MOUNTING EXAMPLES PPC MANIFOLDS

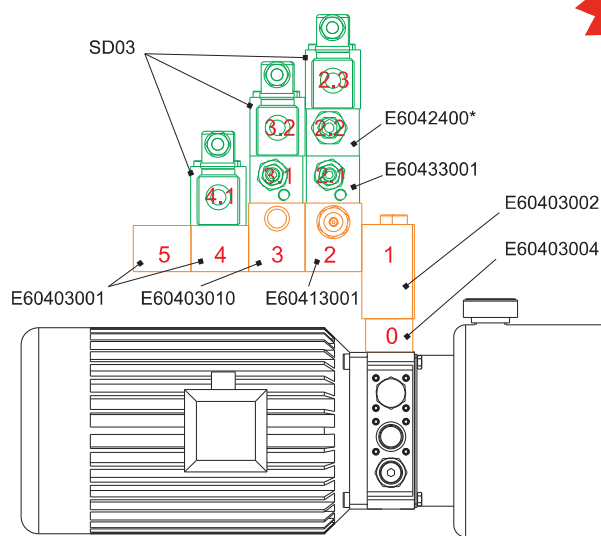
PPC + SD02 STACKABLE VALVES



PPC + NG3 MICRO BLOCKS & VALVES



PPC + NG6 (CETOP 3) BLOCKS & VALVES



LEGACY SOLUTION

The mini powerpack external manifolds and valves are arranged following a stack level logic. Each stack is numbered eg. n, n.1, n.2, n.3,... where n is the basic manifold stack number, n.1 is the first valve mounted on top of manifold n; n.2 is the second one mounted on top of n.1,... See above self-explanatory drawings where manifolds are coloured in orange and valves in green. Stack levels are numbered in red.