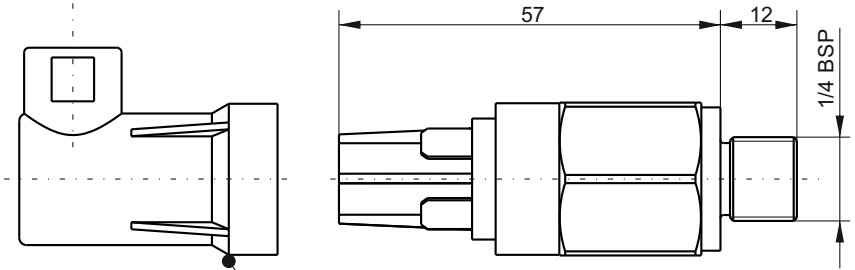


SECTION F



PRESSURE SWITCHES



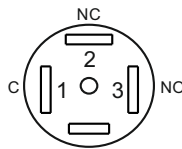
Optional cap code: CAP13

Dimensions in mm (inches)

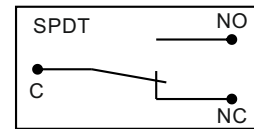
Main features

Switch rating resistive	6A / 250 Vca
Switch rating resistive	2A / 24 Vdc
Switch rating inductive	2A / 250 Vca
Switch rating inductive	1A / 24 Vdc
Fluid temperature	-25°C ÷ +80°C
Weight	0,1 Kg
Tightening torque	20 Nm
Hysteresis	~ 15%
Max. pressure	300 bar
Contact	SPDT C/O
Protection (terminals)	IP 00
Protection with connector	IP 65

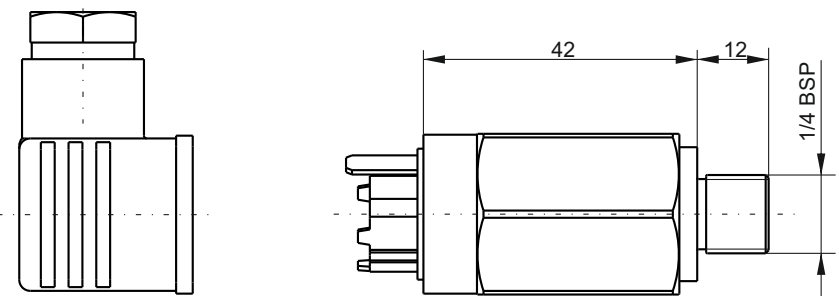
Pin out scheme



Electrical scheme



Assembly code (including cap)	Spare part code	Pressure (bar)	Tolerance (bar)
PSL01100W	PSL01S0100	10+100	±3
PSL01300W	PSL01S0300	50+300	±15

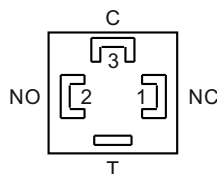


Dimensions in mm (inches)

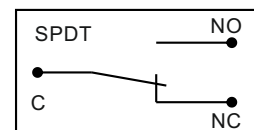
Main features

Max. voltage	250 Vca
Current resistive load	6 A
Current inductive load	2 A
Fluid temperature	-25°C ÷ +80°C
Weight	0,1 Kg
Tightening torque	20 Nm
Hysteresis	adjustable 10% ÷ 30%
Max. pressure	300 bar
Contact	SPDT C/O
Protection with connector	IP 65

Pin out scheme



Electrical scheme



Spare part code	Pressure (bar)	Tolerance (bar)
PSH01S0100	10 ÷ 100	±3
PSH01S0300	50 ÷ 300	±15